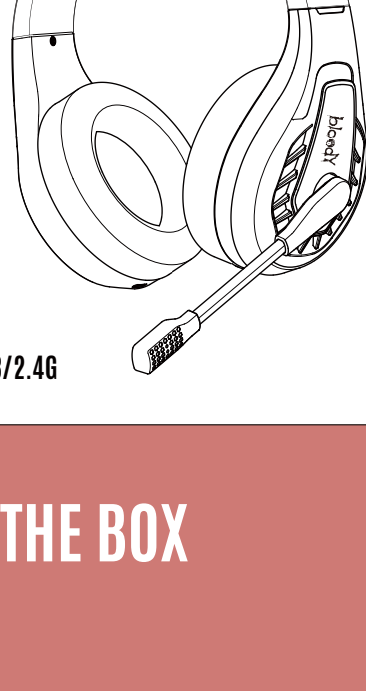




GR230

QUICK START GUIDE



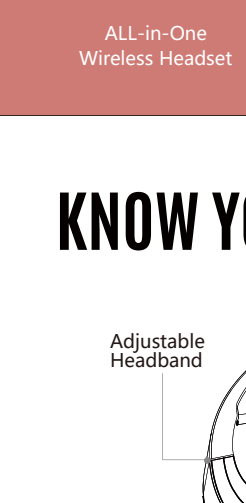
VIVID NEON BACKLIT

2.4G + BT v5.3

60H

Bluetooth v5.3/2.4G

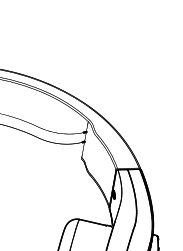
WHAT'S IN THE BOX



ALL-in-One Wireless Headset



2.4G USB Receiver




Anti-Interference Extension Dock



USB Type-C Rechargeable Cable

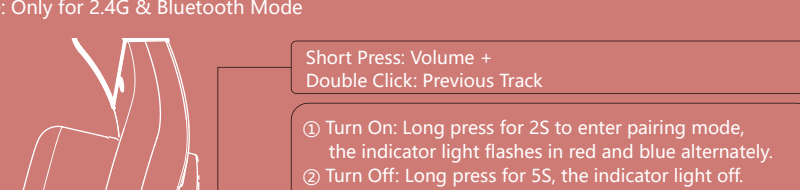


AUX 4-Pin 3.5mm Audio Cable



User Manual

KNOW YOUR PRODUCT



Adjustable Headband

Volume + Power Button

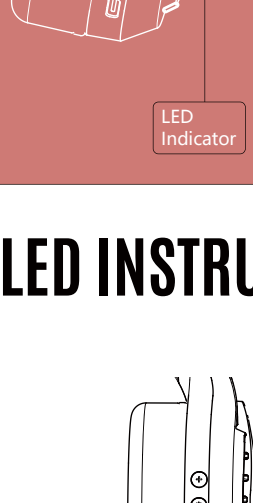
Volume - Mic./Backlit Button

Indicator Light

Wired Audio Connection / Type-C Charging Port

CONTROL ON YOUR FINGERS

Note: Only for 2.4G & Bluetooth Mode



Short Press: Volume + Double Click: Previous Track

- ① Turn On: Long press for 2S to enter pairing mode, the indicator light flashes in red and blue alternately.
- ② Turn Off: Long press for 5S, the indicator light off.
- ③ Double click to switch 2.4G or Bluetooth modes, with sound "USB Mode"/"Bluetooth Mode", and the indicator light flashes red and blue alternately when pairing.
 - a. Switch to 2.4G mode, plug in the 2.4G receiver then automatically connect.
 - b. Switch to Bluetooth mode, turn on your Bluetooth device and connect with "GR230".
- ④ Music Playback: Play/Pause (Short Press) Incoming Call: Answer/Hang-up (Short Press)

Short Press: Volume - Double Click: Next Track

- ① Short press to turn on/off the Mic. Mic. On: No Sound Mic. Off: Voice Prompt "Microphone Off"
- ② Long press for 3S to turn on/off the Neon backlit.

LED INSTRUCTION



- Flashes Red and Blue -- Pairing
- No Light -- Working
- Solid Red -- Charging
- Solid Blue -- Fully Charged

- Flash Blue: Pairing
- Solid Blue: Connected

WIDE COMPATIBILITY

Note: You can only choose one mode to connect the headset. Can not operate different modes at the same time.

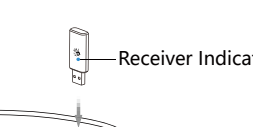
① 2.4GHz Wireless



② Bluetooth v5.3




③ AUX 4-Pin 3.5mm Wired Audio



CONNECTING 2.4G DEVICE

(For The First Time Use)



- ① Long press the power button for 2S, the indicator light flashes in red and blue alternately when pairing. Double click the power button to switch to 2.4G mode. (Sound: USB Mode)
- ② Plug in the 2.4G USB receiver to your computer.
- ③ After connected headset, the headset indicator light off, the receiver indicator is in solid blue.

Note: You can use the included extension dock to plug with the 2.4G receiver to avoid signal interference by obstacles, etc.

CONNECTING BLUETOOTH DEVICE

(For The First Time Use)



- ① Long press the power button for 2S, the indicator light flashes in red or blue alternately when pairing. Double click the power button to switch to Bluetooth mode. (Sound: Bluetooth Mode)
- ② Choose "Bloody GR230" from your Bluetooth device.
- ③ The indicator light flashes slowly after the headset is connected.

CONNECT 2.4G/BLUETOOTH DEVICE

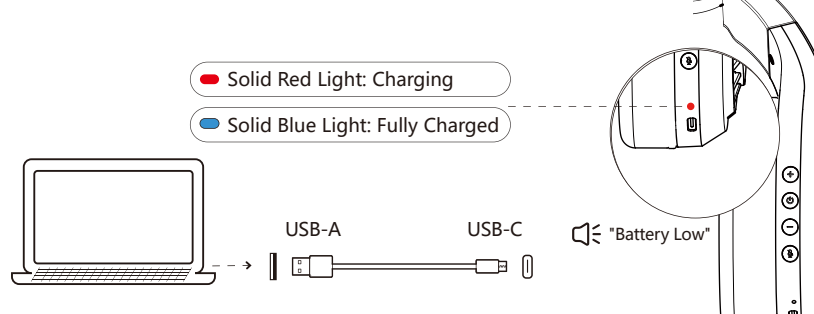
(For The Second Time Use)



The device you connected last time will be remembered. Automatically connect back to the last device after power on.

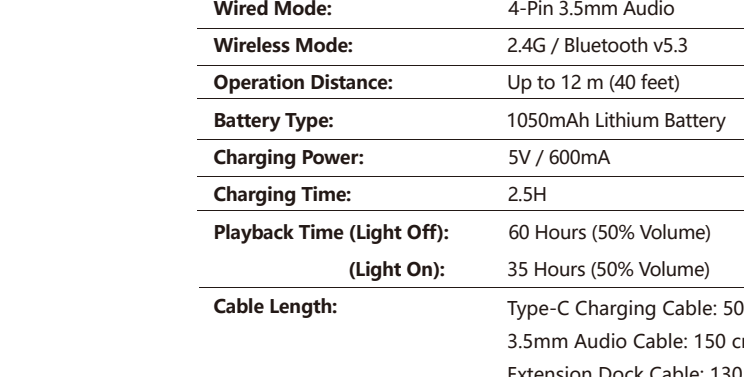
Warm Tips: Make sure the Bluetooth devices is turned on, and the 2.4G receiver is plugged into the device.

2.4G/BLUETOOTH DEVICE SWITCH



- ① The Bluetooth device is disconnected automatically if you switch to connect with a 2.4G device.
- ② It will connect back again if you switch the headset to Bluetooth mode.

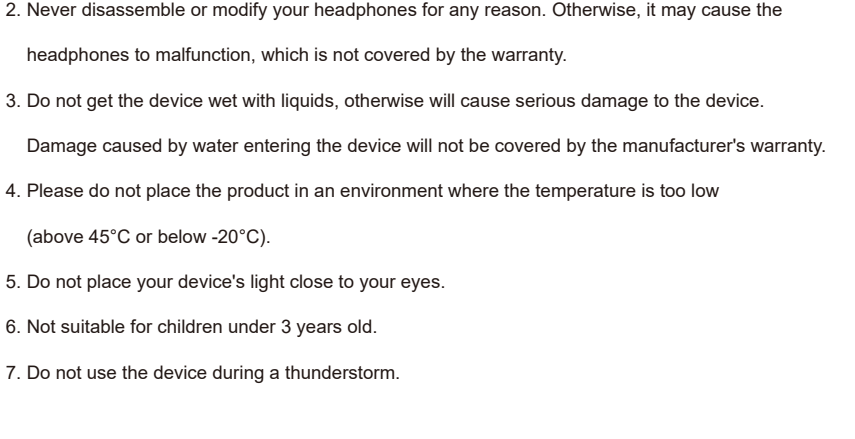
CONNECTING WIRED DEVICE



Warm Tips: Make sure the headset is power off before connect to the wired cable for original true sound.

The AUX 4-Pin 3.5mm audio cable is included. Just plug the Type-C plug into the headset and enjoy it.

CHARGING/LOW BATTERY INDICATOR



Flashing red light indicates when the battery is below 25%.

TECH SPEC

Speaker Size:	50mm
Frequency:	20Hz - 20KHz
Impedance:	16 ohm
Sensitivity:	105 dB
Mic. Type:	Omni-Directional
Mic. Frequency:	100Hz - 10KHz
Mic. Sensitivity:	-42 dB
Wired Mode:	4-Pin 3.5mm Audio
Wireless Mode:	2.4G / Bluetooth v5.3
Operation Distance:	Up to 12 m (40 feet)
Battery Type:	1050mAh Lithium Battery
Charging Power:	5V / 600mA
Charging Time:	2.5H
Playback Time (Light Off):	60 Hours (50% Volume)
(Light On):	35 Hours (50% Volume)
Cable Length:	Type-C Charging Cable: 50 cm 3.5mm Audio Cable: 150 cm Extension Dock Cable: 130 cm
Weight:	287g

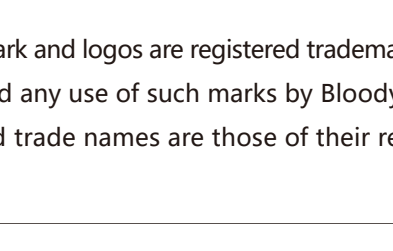
SAFETY RULES

- To avoid hearing damage, do not use headphones at a high volume for a long time.
- Never disassemble or modify your headphones for any reason. Otherwise, it may cause the headphones to malfunction, which is not covered by the warranty.
- Do not get the device wet with liquids, otherwise will cause serious damage to the device. Damage caused by water entering the device will not be covered by the manufacturer's warranty.
- Please do not place the product in an environment where the temperature is too low (above 45°C or below -20°C).
- Do not place your device's light close to your eyes.
- Not suitable for children under 3 years old.
- Do not use the device during a thunderstorm.

WARNING STATEMENT

THE FOLLOWING ACTIONS MAY DAMAGE THE PRODUCT.

- To disassemble, bump, crush, or throw into the fire is forbidden for lithium batteries.
- Do not expose under the strong sunlight.
- The discard of the battery should obey the local law, if possible please recycle it. Do not dispose of it as household garbage, because it may cause an explosion.
- Do not continue to use if severe swelling occurs.
- Please try to avoid charging in an environment below 0°C.
- The user is not allowed to remove or replace the batteries unless specified statement in the user manual.



www.Bloody.com Scan for E-Manual



The Bluetooth word mark and logos are registered trademarks owned by the Bluetooth SIG, Inc. and any use of such marks by Bloody is under license. Other trademarks and trade names are those of their respective owners.