


QUICK START GUIDE




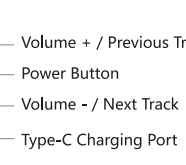
- Qualcomm aptX HD
- HYBRID ACTIVE NOISE CANCELLING
- BT v5.0 + WIRED
- 40MS LOW LATENCY

WHAT'S IN THE BOX



KNOW YOUR PRODUCT

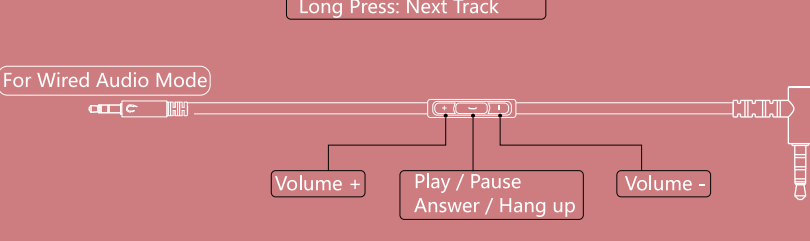
- Hybrid Active Noise Cancelling Technology
- Qualcomm QCC3034 Master Chipset
- Individual Austria AMS3415 IC
- Supports Qualcomm Apt-X HD Sound
- Customized 40mm Graphene Speaker Units
- Multi-Point Connection
- Extremely Light Weight: 252g



- Adjustable Headband
- ANC On/Off Switch
- 4-Pin 3.5mm Audio Port
- Indicator Light
- Volume + / Previous Track
- Power Button
- Volume - / Next Track
- Type-C Charging Port

CONTROL ON YOUR FINGERS

For Bluetooth Mode

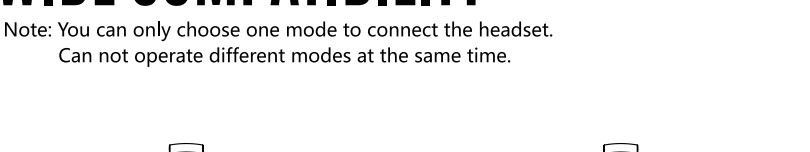


Short Press: Volume +
Long Press: Previous Track

- ① Turn On: Long press for 3S to enter pairing mode, the indicator light flashes in red and blue alternately.
- ② Turn Off: Long press for 5S, the indicator light off.
- ③ Music Playback: Play/Pause (Short Press)
Incoming Call: Answer/Hang-up (Short Press)

Short Press: Volume -
Long Press: Next Track

For Wired Audio Mode



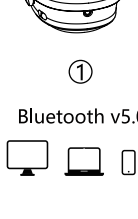
Volume +

Play / Pause
Answer / Hang up

Volume -

WIDE COMPATIBILITY

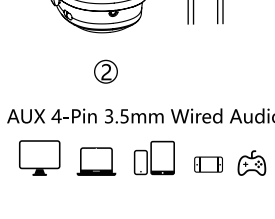
Note: You can only choose one mode to connect the headset. Can not operate different modes at the same time.



Bluetooth

①

Bluetooth v5.0



②

AUX 4-Pin 3.5mm Wired Audio

CONNECTING BLUETOOTH DEVICE

(For The First Time Use)



- ① Long press the power button for 3S, the indicator light flashes in red and blue alternately when pairing.
- ② Choose "M320" from your Bluetooth device.
- ③ The indicator light off after the headset is connected.

CONNECTING WIRED DEVICE

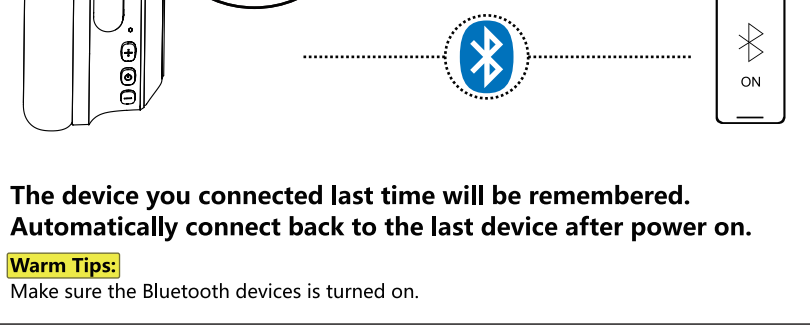


Warm Tips:
When the headset connects with wired audio mode, the Bluetooth mode will disconnect automatically. You can still use the ANC function.

The AUX 4-Pin 3.5mm audio cable is included. Just plug into the headset and enjoy it.

CONNECTING BLUETOOTH DEVICE

(For The Second Time Use)

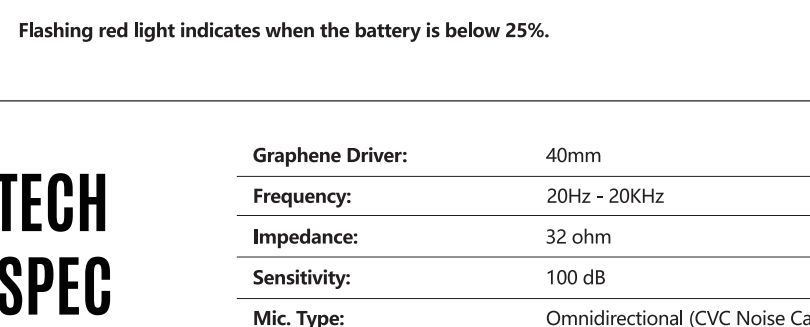


The device you connected last time will be remembered. Automatically connect back to the last device after power on.

Warm Tips:
Make sure the Bluetooth devices is turned on.

CHARGING/LOW BATTERY INDICATOR

15 MINUTES Charging Time = 3 HOURS Playback Time



Solid Red Light: Charging

Solid Blue Light: Fully Charged

USB-A → USB-C → 1.5H Charging Time

Flashing red light indicates when the battery is below 25%.

TECH SPEC

Graphene Driver:	40mm
Frequency:	20Hz - 20KHz
Impedance:	32 ohm
Sensitivity:	100 dB
Mic. Type:	Omnidirectional (CVC Noise Cancelling)
Mic. Frequency:	100Hz - 10KHz
Mic. Sensitivity:	-42 dB
Wired Mode:	4-Pin 3.5mm Audio
Wireless Mode:	Bluetooth v5.0
Operation Distance:	Up to 10 m (32 feet)
Battery Type:	500mA Lithium Battery
Charging Time:	1.5H
Playback Time:	ANC Off: 25 Hours (50% volume) ANC On: 12 Hours (50% volume)
Cable Length:	Type-C Charging Cable: 60 cm 3.5mm Audio Cable: 150 cm
Weight:	252g

SAFETY RULES

- To avoid hearing damage, do not use headphones at a high volume for a long time.
- Never disassemble or modify your headphones for any reason. Otherwise, it may cause the headphones to malfunction, which is not covered by the warranty.
- Do not get the device wet with liquids, otherwise will cause serious damage to the device. Damage caused by water entering the device will not be covered by the manufacturer's warranty.
- Please do not place the product in an environment where the temperature is too low (above 45°C or below -20°C).
- Do not place your device's light close to your eyes.
- Not suitable for children under 3 years old.
- Do not use the device during a thunderstorm.


WARNING STATEMENT

THE FOLLOWING ACTIONS MAY DAMAGE THE PRODUCT.

- To disassemble, bump, crush, or throw into the fire is forbidden for lithium batteries.
- Do not expose under the strong sunlight.
- The discard of the battery should obey the local law, if possible please recycle it. Do not dispose of it as household garbage, because it may cause an explosion.
- Do not continue to use if severe swelling occurs.
- Please try to avoid charging in an environment below 0 C.
- The user is not allowed to remove or replace the batteries unless specified statement in the user manual.



The Bluetooth word mark and logos are registered trademarks owned by the Bluetooth SIG, Inc. and any use of such marks by Bloody is under license. Other trademarks and trade names are those of their respective owners.



Bloody.com