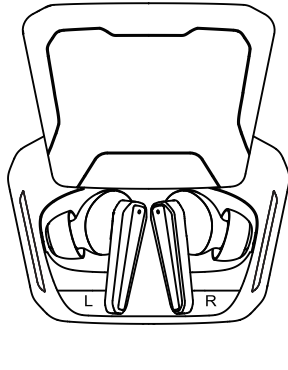


QUICK START GUIDE

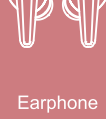


M70 TWS

Bluetooth® v5.0




WHAT'S IN THE BOX



Earphone



Charging Case



Ear Sleeves (S / M / L)

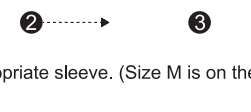
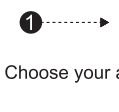


Charging Cable (Type-C)



User Manual

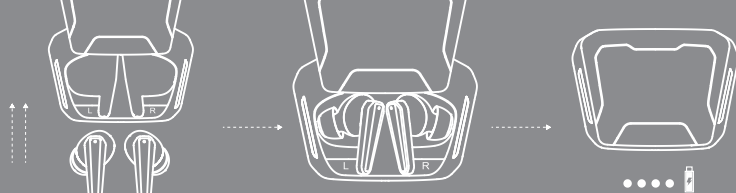
HOW TO WEAR



Choose your appropriate sleeve. (Size M is on the earphone)

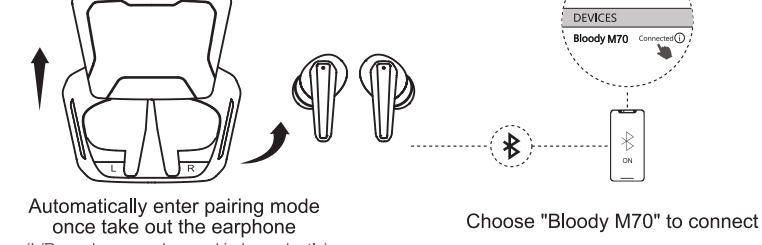


FIRST TIME USE



Put the earphone into the charging case and start charging both devices until fully charged before first time use.


POWER ON & CONNECT



Automatically enter pairing mode once take out the earphone (L/R earphone can be used independently)

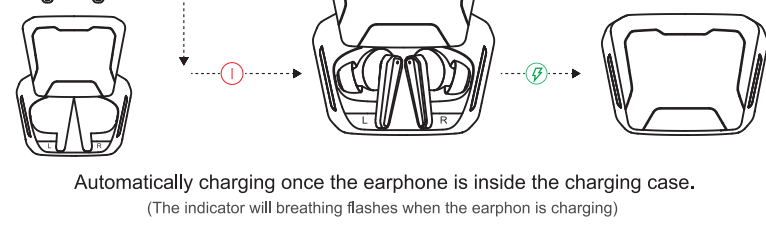
Choose "Bloody M70" to connect

RECONNECT & DISCONNECT



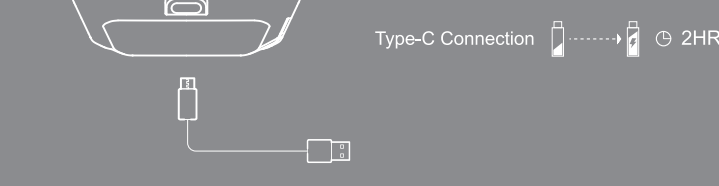
- To reconnect, take out the earphone and it will automatically be connected. (Make sure the Bluetooth on your phone is turned on.)
- To disconnect, put the earphone back to the charging case and close its lid.

CHARGING



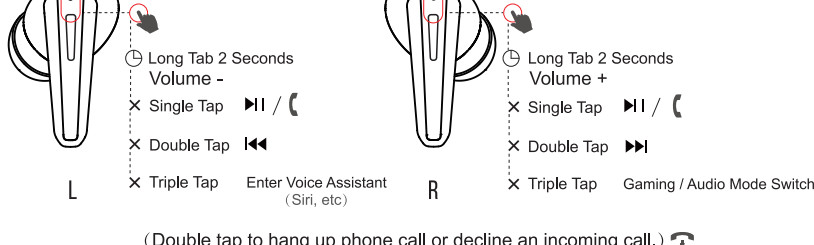
Automatically charging once the earphone is inside the charging case. (The indicator will breathing flashes when the earphon is charging)

CHARGE THE CHARGING CASE



Type-C Connection 2HR

CONTROL AT YOUR FINGERTIPS

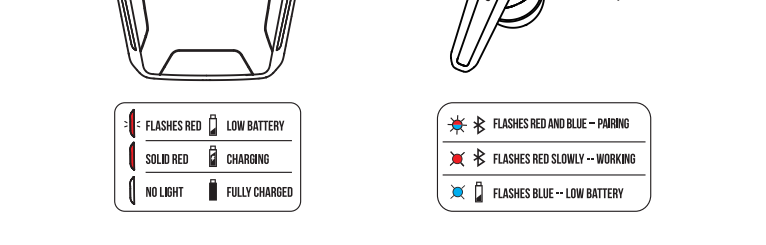


- Long Tab 2 Seconds Volume -
- × Single Tap ▶ | / ◀
- × Double Tap ◀◀
- × Triple Tap Enter Voice Assistant (Siri, etc)

- Long Tab 2 Seconds Volume +
- × Single Tap ▶ | / ◀
- × Double Tap ▶▶
- × Triple Tap Gaming / Audio Mode Switch

(Double tap to hang up phone call or decline an incoming call.)

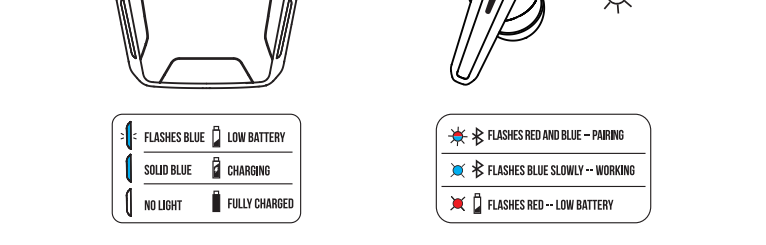
LED (Instruction only for RED LED Model)



- FLASHES RED LOW BATTERY
- SOLID RED CHARGING
- NO LIGHT FULLY CHARGED

- FLASHES RED AND BLUE - PAIRING
- FLASHES RED SLOWLY - WORKING
- FLASHES BLUE - LOW BATTERY

LED (Instruction only for BLUE LED Model)



- FLASHES BLUE LOW BATTERY
- SOLID BLUE CHARGING
- NO LIGHT FULLY CHARGED

- FLASHES RED AND BLUE - PAIRING
- FLASHES BLUE SLOWLY - WORKING
- FLASHES RED - LOW BATTERY

TECH SPEC

Speaker Size:	6 mm
Frequency Response:	20 Hz-20 kHz
Earphone Sensitivity:	99 dB @ -10 dBFS
Mic. Sensitivity:	-42 dB @ 1 kHz/Pa
Earphone Impedance:	16 ohm
Bluetooth Version:	v5.0
Operation Distance:	10 m
Earphone Battery Type:	Lithium Battery (60 mAh)
Charging Case Battery Type:	Lithium Battery (400 mAh)
Charging Power:	5V=1A
Earphone Charging Time:	< 1.5H (Low Battery to Fully Charged)
Case Charging Time:	< 2H (Low Battery to Fully Charged)
Music Playtime with Single Charge:	≈6H (50% Volume Data)
Playtime from Charging Case:	≈18H (50% Volume Data)
Weight:	55 g

CLEANING AND MAINTENANCE

CLEANING YOUR EARPHONE AND GET THE BEST OUT OF THEM.

1. Keep the device dry and clean.
2. Do not place your device's light close to eyes.
3. Please use it until the sleeves are completely dry.
4. Clean the earphone and sleeves with gentle disinfectants.
5. Do not use alcohol-based disinfectants.
6. You can change the sleeves if necessary.

SAFETY RULES

1. To avoid hearing damage, do not use earphone at high volume for a long time.
2. Never disassemble or modify your earphone for any reason. Otherwise it may cause the earphone to malfunction, which are not covered by the warranty.
3. Do not get the device wet with liquids, otherwise it will cause serious damage to the device. Damage caused by water entering the device will not be covered by the manufacturer's warranty.
4. Please do not place the product in an environment where the temperature is too low (above 45°C or below -20°C).
5. Do not place your device's light close to eyes.
7. Not suitable for children under 3 years old.
8. Do not use the device during a thunderstorm.

WARNING STATEMENT

THE FOLLOWING ACTIONS MAY DAMAGE THE PRODUCT.

1. To disassemble, bump, crush, or throw into fire is forbidden for the lithium batteries.
2. Do not expose under the strong sunlight.
3. The discard of battery should obey to the local law, if possible please recycle it. Do not dispose it as household garbage, because it may cause an explosion.
4. Do not continue to use if severe swelling occurs.
5. Please try to avoid charging in the environment below 0°C.
6. The user is not allowed to remove or replace the batteries unless specified statement in the user manual.



The Bluetooth word mark and logos are registered trademarks owned by the Bluetooth SIG, Inc. and any use of such marks by Bloody is under license. Other trademarks and trade names are those of their respective owners.

